

GOVERNMENT DEGREE COLLEGE- PATTIKONDA

Kurnool Dist, Andhra Pradesh

(Affiliated to Rayalaseema University, Kurnool)

2022-23

Feedback is collected from

1. Students,
2. Alumni,
3. Teachers,
4. Employers.

The feedback forms are designed by IQAC, after due permission from the Principal, feedback is collected from stake holders yearly once in February month. The feedback collected is analyzed and submitted to The Principal and Staff Council for necessary action. The feedback, analysis and ATR are placed in college web site.



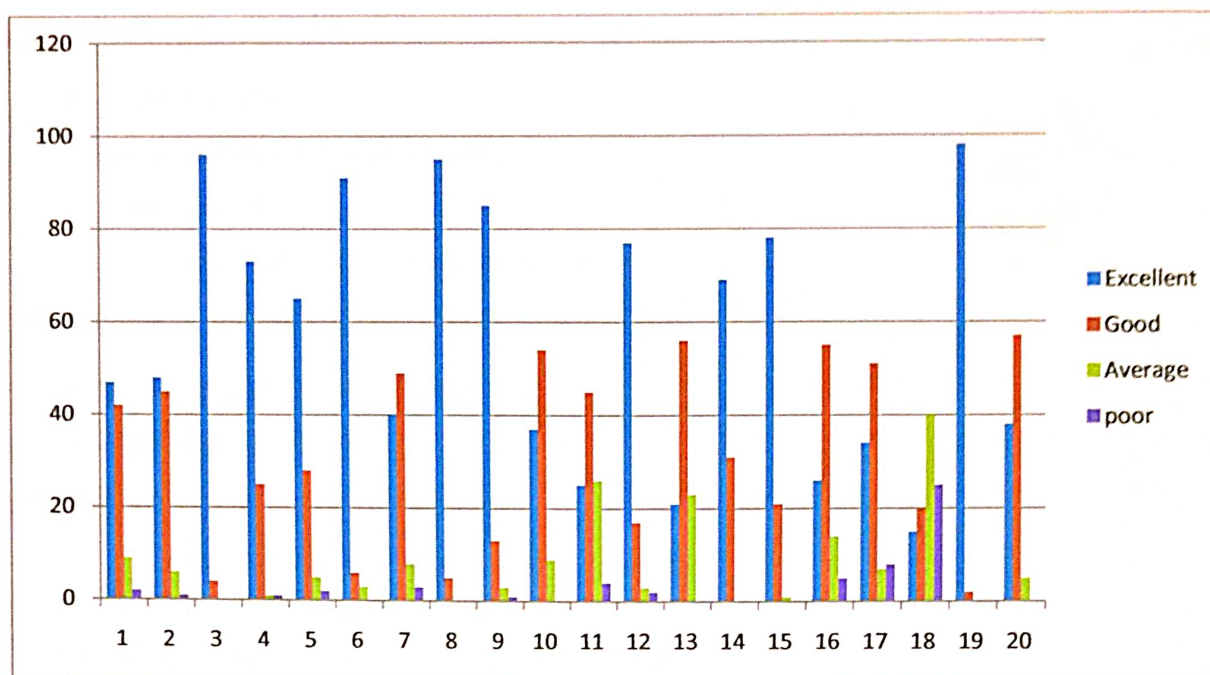
Dr. R. MADHURI, M.Sc., M.Phil., Ph.D.,
PRINCIPAL
Government Degree College
PATTIKONDA., Kurnool Dist., A.P.

STUDENTS FEED BACK

I. A. The following Questionnaire is given to the students during for the academic year 2022-23

S.N	Parameter	Excellent (%)		Good (%)		Average (%)		Poor (%)	
1	Overall, educational experience in Govt. Degree College, Pattikonda	150	47%	167	42%	34	9%	6	2%
2	Quality of the teaching faculty	192	48%	179	45%	24	6%	5	1%
3	Mentorship Program	382	96%	14	4%	0	0%	0	0%
4	Access to teaching faculty is good	292	73%	101	25%	5	1%	2	1%
5	Overall Infrastructure of the institution	259	65%	110	28%	21	5%	6	2%
6	Class and laboratory facilities	364	91%	22	6%	10	3%	0	0%
7	Library facility	161	40%	195	49%	32	8%	12	3%
8	Parking facility	378	95%	18	5%	0	0%	0	0%
9	Toilets & Washrooms	338	85%	51	13%	11	3%	2	1%
10	Common Rooms	148	37%	215	54%	37	9%	0	0%
11	Training & Placement	98	25%	178	45%	104	26%	16	4%
12	Sport and recreational facilities	308	77%	69	17%	11	3%	8	2%
13	Clubs and student organizations	84	21%	225	56%	90	23%	1	0%
14	Campus safety	274	69%	122	31%	0	0%	0	0%
15	Extracurricular activities	311	78%	82	21%	2	1%	0	0%
16	Canteen facility	105	26%	218	55%	57	14%	18	5%
17	Availability of Computers in the Campus	136	34%	205	51%	26	7%	32	8%
18	Wi-Fi Facility	58	15%	79	20%	161	40%	98	25%
19	Drinking Water Facility	392	98%	8	2%	0	0%	0	0%
20	Usage of ICT Classrooms by teachers	150	38%	226	57%	18	5%	0	0%

Analysis of Student Feedback



I.C. Analysis of Student Feedback responses

The feedback forms are prepared by IQAC and with the help of senior faculty, the forms are distributed to students in the classes and feed back is collected and analyzed. The Student feedback is collected from 300 students and the responses are analyzed. The report is presented to Principal and Staff Council for necessary action and improvements in next academic year.

Feedback where more than 90% students expressed satisfaction:

- ✓ Quality of the teaching
- ✓ faculty Mentorship Program
- ✓ Access to teaching faculty is good
- ✓ Overall Infrastructure of the institution
- ✓ Class and laboratory facilities
- ✓ Parking facility
- ✓ Common Rooms
- ✓ Toilets & Washrooms
- ✓ Sport and recreational facilities
- ✓ Campus safety
- ✓ Extracurricular activities

- ✓ Usage of ICT Classrooms by teachers.

Feedback where satisfaction levels are between 75-90%

- ✓ Library facility
- ✓ Clubs and student organizations
- ✓ Canteen facility
- ✓ Availability of Computers in the Campus

Feedback where satisfaction levels are less than 75%:

- ✓ Training & Placement (70%)
- ✓ Wi-Fi Facility (35%)

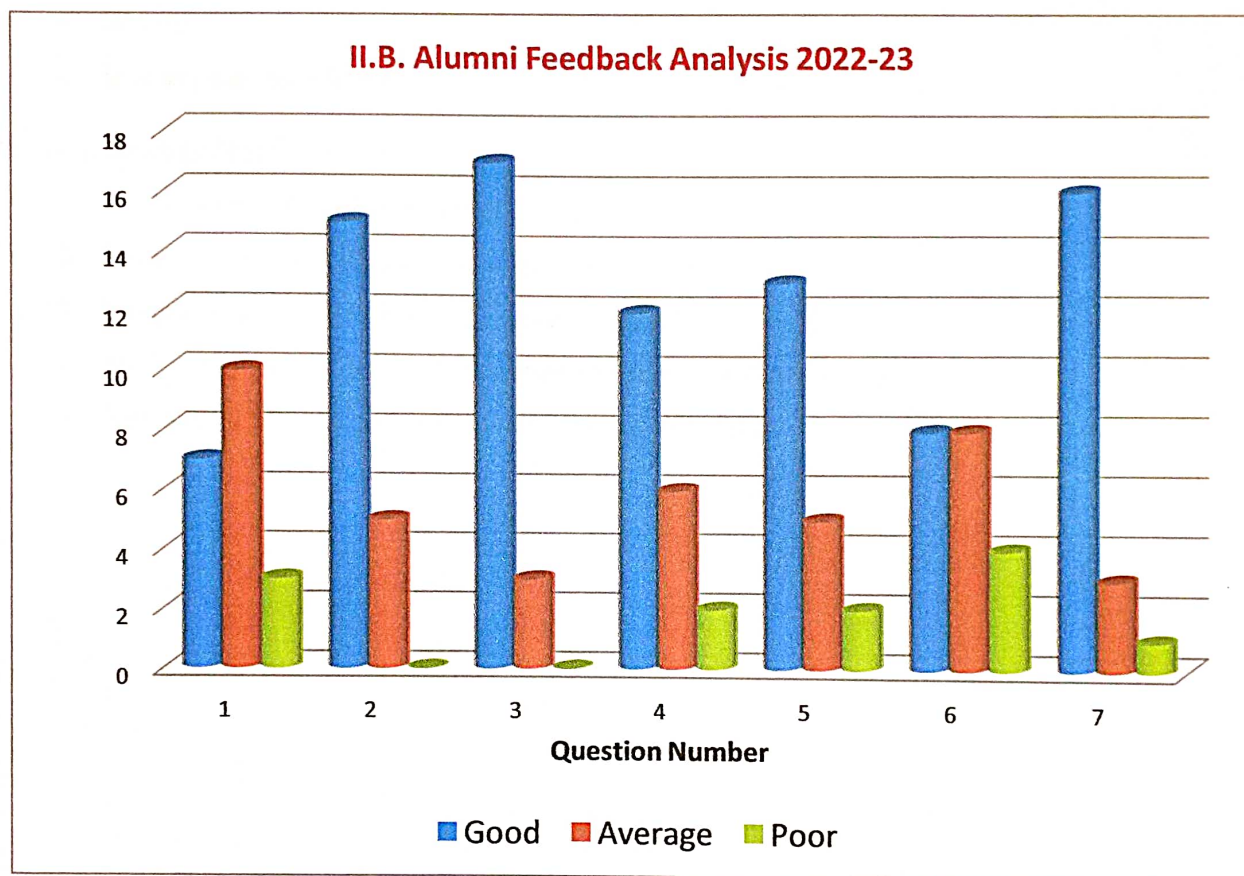
SUGGESTIONS OF THE STUDENTS:

- ✓ Training and placement activities to be improved
- ✓ Number of computers availability to be increased
- ✓ Wi-fi not available in many areas of the college
- ✓ PG Entrance Coaching needed in the college
- ✓ Coaching to Civil Services, Group-1&2, Defence and Police to be conducted in the college.

II.A. Alumni Feedback responses are given below for 2022-23

Q.No	Feedback Question	Good	Average	Poor
1	How do you rate the courses that you have learnt in the college in relation to your current job / occupation?	7(35%)	10(50%)	3(15%)
2	Infrastructure and Lab facilities	15(75%)	5(25%)	0
3	Faculty	17(85%)	3(15%)	0
4	Library	12(60%)	6(30%)	2(10%)
5	Office Staff	13(65%)	5(25%)	2(10%)

6	Educational Resources:	8(40%)	8(40%)	4(20%)
7	Overall Rating of the College :	16(80%)	3(15%)	1(5%)



II.C. Analysis of Alumni Feedback Responses

The feedback forms are prepared by IQAC and with the help of Alumni Committee, the forms are distributed to Alumni in Alumni meetings and feed back is collected and analyzed . The Alumni feedback is collected from 20 Alumnus as sample survey and the responses are analyzed. The report is presented to Principal and Staff Council for necessary action.

Feedback where satisfaction levels are more than 80%

- ✓ Overall Rating of the College :
- ✓ Faculty

Feedback where satisfaction levels are between 70-80%

- ✓ Office Staff
- ✓ Infrastructure and Lab facilities

Feedback where satisfaction levels are less than 70%

- ✓ How do you rate the courses that you have learnt in the college in relation to your current job / occupation?
- ✓ Library
- ✓ Educational Resources:

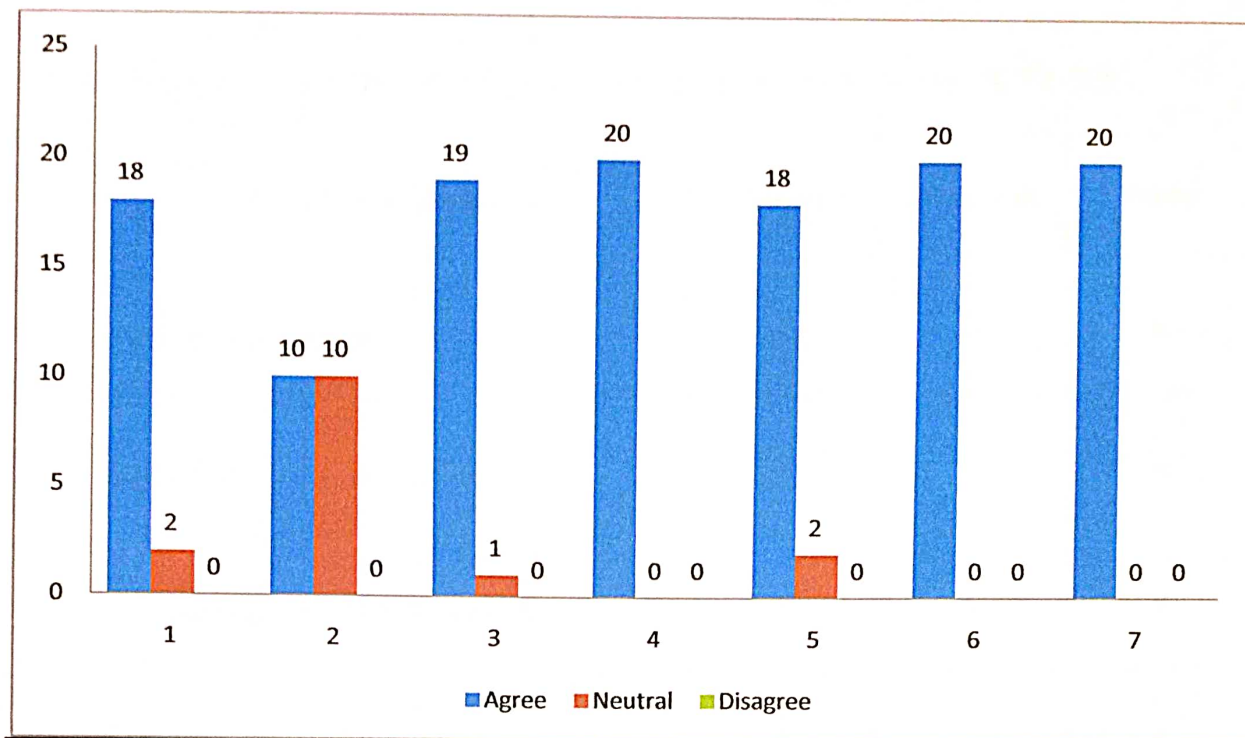
SUGGESTIONS OF THE ALUMNI

- Introduction of market based courses
- Improvement in ICT usage by staff and students
- Computer training to Non computers Students
- Infrastructure in Classrooms augmentation with e class rooms
- New Library books and journals to be made available

III.A. Teachers Feedback responses are given below for 2022-23

Q.No	Feedback Question	Agree	Neutral	Disagree
1	Current syllabus is need based	18	2	0
2	Curriculum having current content	10	10	0
3	Programmes outcomes of the syllabi is well defined	19	1	0
4	Curriculum having good academic flexibility	20	0	0
5	It is comfortable to adopt new pedagogical teaching techniques in the stipulated time period as planned for curriculum transaction.	18	2	0
6	The College facilitates ICT based teaching	20	0	0
7	Internal Assessment is beneficial and enhances learning levels of students	20	0	0

III.B. Teachers Feedback Analysis 2022-23



III.C. Analysis of Teachers Feedback Responses

The feedback forms are prepared by IQAC and the feedback forms are distributed to Staff and feedback is collected and analyzed. The Teachers feedback is collected from 20 Staff members as sample survey and the responses are analyzed. The report is presented to Principal for necessary action.

Except in three aspects of the feedback, teachers expressed satisfaction or consent to the present system to the extent of almost 90% -100%. The issues in which teachers had varied opinions are as follows:

- ✓ It is comfortable to adopt new pedagogical teaching techniques in the stipulated time period as planned for curriculum transaction: 10% of teachers expressed difficulty to new changing CBCS syllabus and pedagogical methods.
- ✓ Current syllabus is need based: 10% are neutral in opinion.
- ✓ Curriculum having current content: 5% are neutral and 5% disagreed in this aspect.

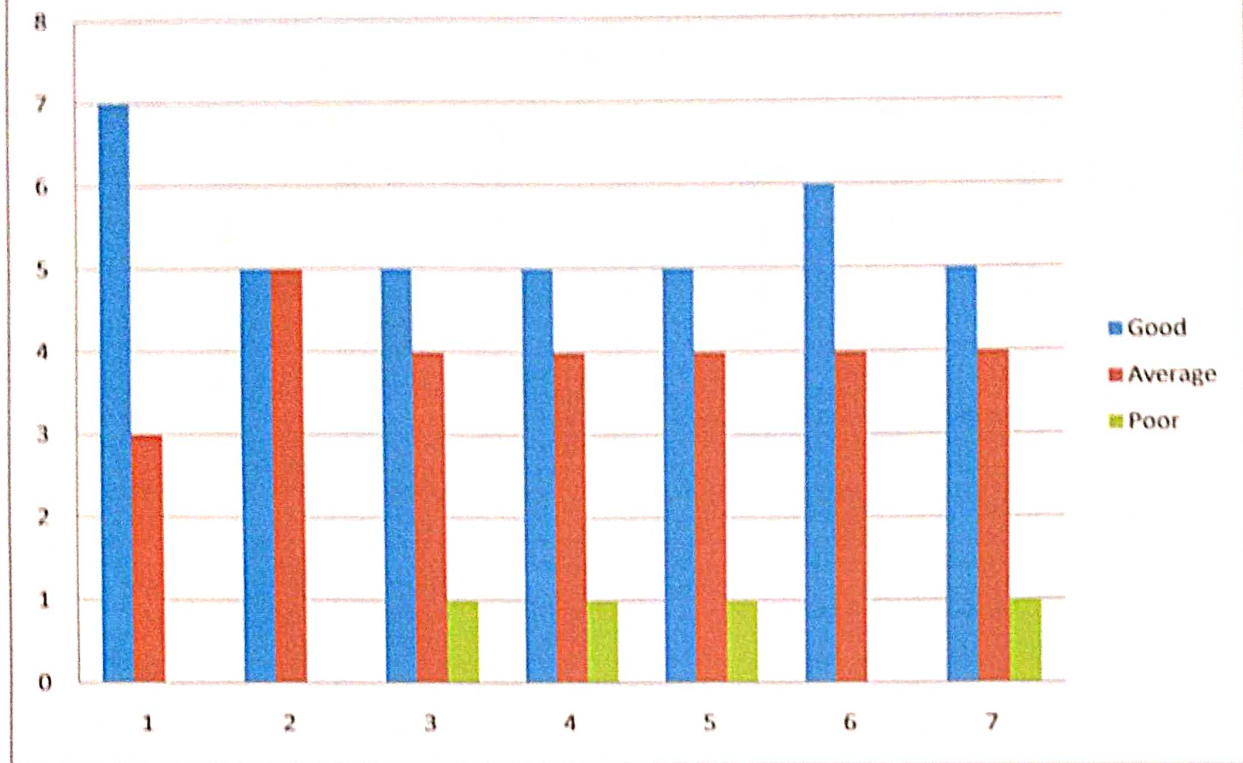
TEACHERS SUGGESTION:

- MS Office Training to teaching and Non teaching Staff to acclimatize them in ICT skills
- Internet facility to All departments.

IV.A. Employers Feedback responses are given below for 2022-23

Q.N.	Feedback Question	Good	Average	Poor
1	Subject Knowledge	7	3	0
2	Personality Test/Interview	5	5	0
3	Confidence and Attitude Levels	5	4	1
4	Performance in Group Discussion	5	4	1
5	Communication Skills	5	4	1
6	Technical Skills (MS office etc)	6	4	0
7	Leadership skills and Motivational Levels	5	4	1
8	On overall, How do you rate the students of Government Degree College, pattikonda.	5	4	1

IV.B. Employers Feedback Analysis



IV.C. Analysis of Employers Feedback Responses

Feedback where satisfaction levels are more than 75%

-Nil-

Feedback where satisfaction levels are between 50-75%

- ✓ Subject Knowledge
- ✓ Technical Skills (MS office etc)

Feedback where satisfaction levels are equal to 50%

- ✓ Communication Skills
- ✓ Confidence and Attitude Levels
- ✓ Performance in Group Discussion
- ✓ Personality Test/Interview
- ✓ Leadership skills and Motivational Levels
- ✓ On overall , How do you rate the students of Government Degree College, Pattikonda

EMPLOYERS SUGGESTIONS:

- English speaking ability is poor in students from rural background.
- Confidence levels are average need to improve English speaking ability and boost confidence by individual counseling.
- Separate Spoken English classes may be conducted and motivational speakers may be invited to boost confidence levels and attitude.

GOVERNMENT DEGREE COLLEGE- PATTIKONDA

Kurnool Dist, Andhra Pradesh


(Affiliated to Rayalaseema University, Kurnool)

2021-22

I A. The following Questionnaire is given to the students during for the academic year 2021-22 and responses are recorded and analysed.

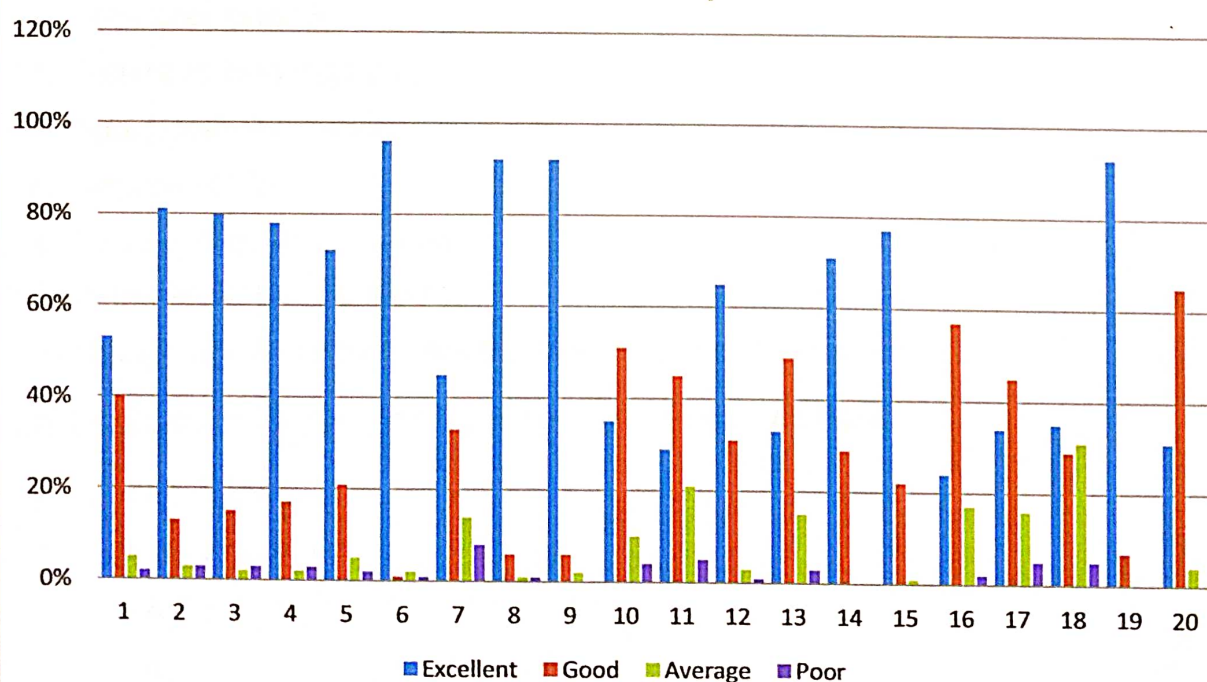
S.N	Parameter	Excellent (%)		Good (%)		Average (%)		Poor (%)	
1	Overall, educational experience in Govt. Degree College, Pattikonda	212	53%	160	40%	20	5%	8	2%
2	Quality of the teaching faculty	324	81%	52	13%	12	3%	12	3%
3	Mentorship Program	320	80%	60	15%	8	2%	12	3%
4	Access to teaching faculty is good	312	78%	68	17%	8	2%	12	3%
5	Overall Infrastructure of the institution	288	72%	84	21%	20	5%	8	2%
6	Class and laboratory facilities	384	96%	4	1%	8	2%	4	1%
7	Library facility	180	45%	132	33%	56	14%	32	8%
8	Parking facility	368	92%	24	6%	4	1%	4	1%
9	Toilets & Washrooms	368	92%	24	6%	8	2%	0	0
10	Common Rooms	140	35%	204	51%	40	10%	16	4%
11	Training & Placement	116	29%	180	45%	84	21%	40	5%
12	Sport and recreational facilities	260	65%	124	31%	12	3%	4	1%




DR. R. MADHURI, M.Sc., M.Phil., Ph.D.,
PRINCIPAL
Government Degree College
PATTIKONDA., Kurnool Dist., A.P.

13	Clubs and student organizations	213	33%	196	49%	60	15%	12	3%
14	Campus safety	284	71%	116	29%	0	0%	0	0%
15	Extracurricular activities	308	77%	88	22%	4	1%	0	0%
16	Canteen facility	96	24%	228	57%	68	17%	8	2%
17	Availability of Computers in the Campus	136	34%	180	45%	64	16%	20	5%
18	Wi-Fi Facility	140	35%	116	29%	124	31%	20	5%
19	Drinking Water Facility	372	93%	28	7%	0	0%	0	0%
20	Usage of ICT Classrooms by teachers	124	31%	260	65%	16	4%	0	0%

Students feedback analysis 2021-22



I.C. Analysis of Student Feedback responses

The online feedback forms are prepared by IQAC in collaboration with JKC, the forms are made available online in college website and informed to all students through whatsapp groups. The students are encouraged to participate in online feedback .The Student feedback is collected from 400 students and the responses are analyzed. The report is presented to Principal and Staff Council for necessary action and improvements in next academic year.

Feedback where more than 90% students expressed satisfaction:

- ✓ Quality of the teaching faculty
- ✓ Mentorship Program
- ✓ Access to teaching faculty is good
- ✓ Overall Infrastructure of the institution
- ✓ Class and laboratory facilities
- ✓ Parking facility
- ✓ Common Rooms
- ✓ Toilets & Washrooms
- ✓ Sport and recreational facilities
- ✓ Campus safety
- ✓ Extracurricular activities
- ✓ Drinking Water Facility
- ✓ Usage of ICT Classrooms by teachers

Feedback where satisfaction levels are between 80-90%

- ✓ Library facility
- ✓ Canteen facility
- ✓ Availability of Computers in the Campus

Feedback where satisfaction levels are less than 70-80% :

- ✓ Training & Placement (70%)
- ✓ Wi-Fi Facility (35%)

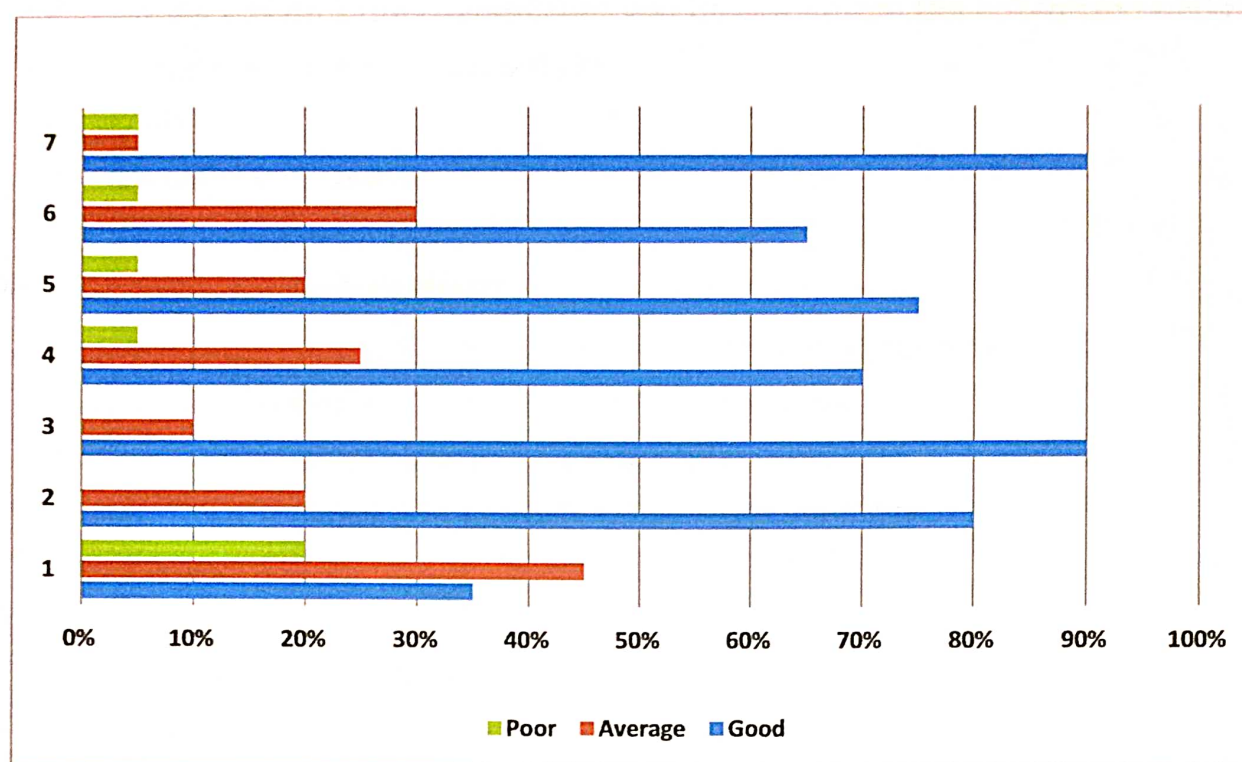
SUGGESTIONS OF THE STUDENTS:

- Training and placement activities to be improved
- Wi-fi not available in some areas of the college
- PG Entrance Coaching needed in the college
- Coaching to Civil Services, Group-1&2 , Defence and Police to conducted in the college
- Quality of Canteen facilities to be improved
- Student Organisations to be allowed in the institution
- Number of computers availability to be increased

II.A. Alumni Feedback responses are given below for 2021-22

Q.No	Feedback Question	Good	Average	Poor
1	How do you rate the courses that you have learnt in the college in relation to your current job / occupation?	35%	45%	20%
2	Infrastructure and Lab facilities	80%	20%	0
3	Faculty	90%	10%	0
4	Library	70%	25%	5%
5	Office Staff	75%	20%	5%
6	Educational Resources	65%	30%	5%
7	Overall Rating of the College	90%	5%	5%

Graphical representation of Alumni Feedback 2021-22



II.C. Analysis of Alumni Feedback Responses

The online feedback forms are prepared by IQAC and with the help of Alumni Committee, the online forms are distributed to Alumni in Alumni meetings and feed back is collected and analyzed. The Alumni feedback is collected from 20 Alumnus as sample survey and the responses are analyzed. The report is presented to Principal and Staff Council for necessary action.

Feedback where satisfaction levels are more than 80%

- ✓ Overall Rating of the College :
- ✓ Faculty
- ✓ Infrastructure and Lab Facilities

Feedback where satisfaction levels are between 70-80%

- ✓ Office Staff

Feedback where satisfaction levels are less than 70%

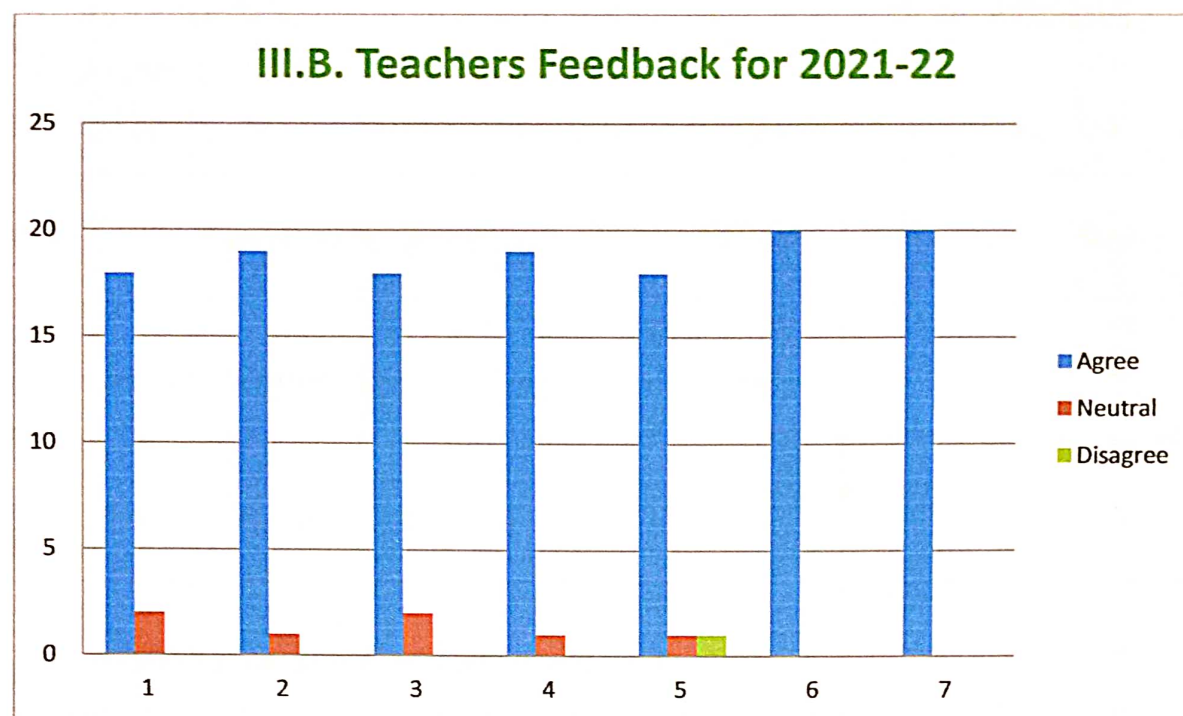
- ✓ How do you rate the courses that you have learnt in the college in relation to your current job / occupation?
- ✓ Library
- ✓ Educational Resources:

SUGGESTIONS OF THE ALUMNI

- Introduction of market based courses/Field based courses
- Improvement in ICT usage by staff and students
- Computer training to Non computers Students
- New Library books and journals to be made available

III.A. Teachers Feedback responses are given below for 2021-22

Q.No	Feedback Question	Agree	Neutral	Disagree
1	Current syllabus is need based	18	2	0
2	Curriculum having current content	19	1	0
3	Programmes outcomes of the syllabi is well defined	18	2	0
4	Curriculum having good academic flexibility	19	1	0
5	It is comfortable to adopt new pedagogical teaching techniques in the stipulated time period as planned for curriculum transaction.	18	1	1
6	The College facilitates ICT based teaching	20	0	0
7	Internal Assessment is beneficial and enhances learning levels of students	20	0	0



III.C. Analysis of Teachers Feedback Responses

The online feedback forms are prepared by IQAC and presented in college website to Staff and feedback is collected and analyzed. The Teachers feedback is collected from 20 Staff members as sample survey and the responses are analyzed. The report is presented to Principal for necessary action.

Except in three aspects of the feedback, teachers expressed satisfaction or consent to the present system to the extent of almost 90% -100%. The issues in which teachers had varied opinions are as follows:

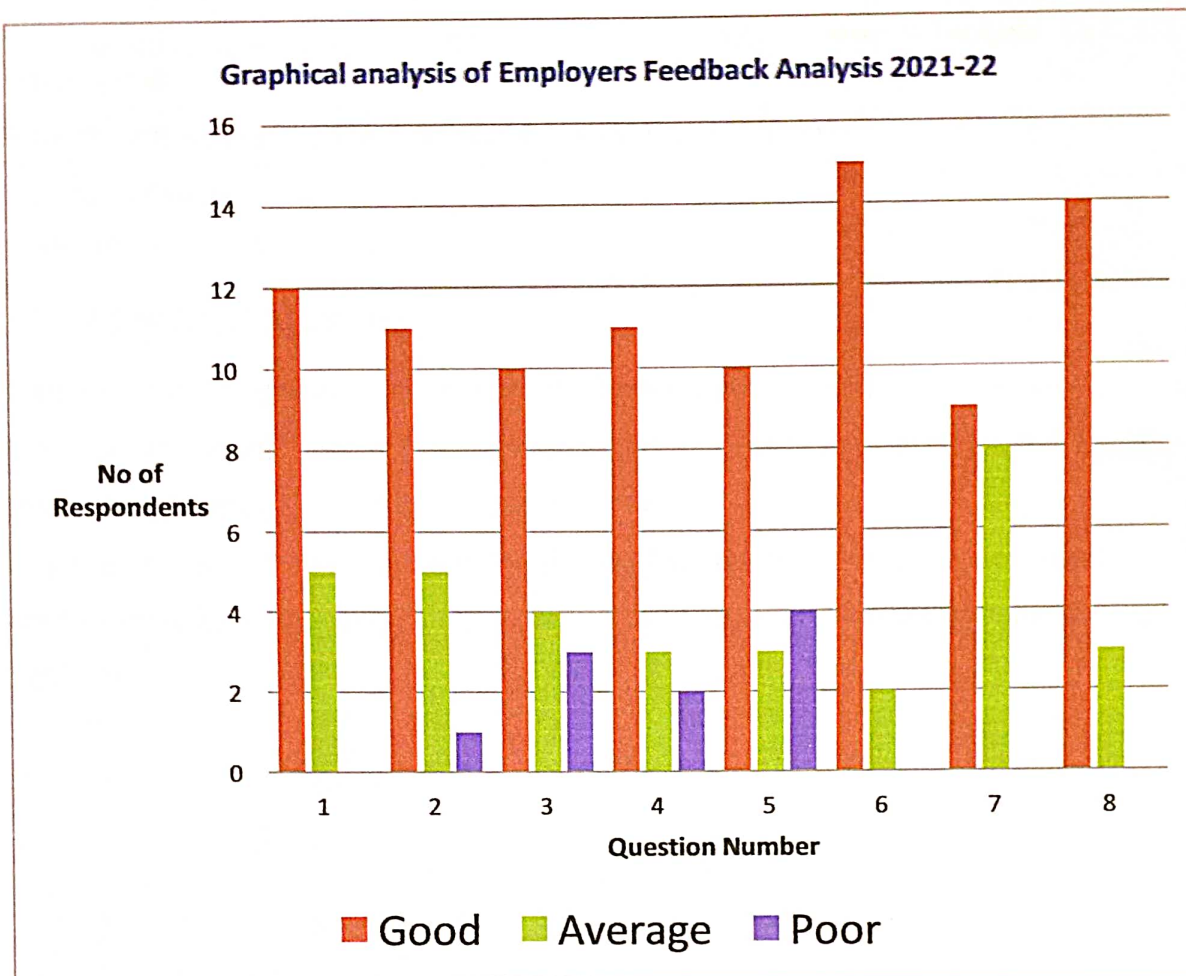
- ✓ It is comfortable to adopt new pedagogical teaching techniques in the stipulated time period as planned for curriculum transaction:
5% of teachers expressed difficulty to new changing CBCS syllabus and pedagogical methods.

TEACHERS SUGGESTION:

- MS Office Training to teaching and Non teaching Staff to acclimatise them in ICT skills.

IV.A. Employers Feedback responses are given below for 2021-22

Q.N.	Feedback Question	Good	Average	Poor
1	Subject Knowledge	12	5	0
2	Personality Test/Interview	11	5	1
3	Confidence and Attitude Levels	10	4	3
4	Performance in Group Discussion	11	3	2
5	Communication Skills	10	3	4
6	Technical Skills (MS office etc)	15	2	0
7	Leadership skills and Motivational Levels	9	8	0
8	On overall , How do you rate the students of Government Degree College, Pattikonda	14	3	0



IV.C. Analysis of Employers Feedback Responses

Feedback where satisfaction levels are more than 90%

- ✓ Subject Knowledge
- ✓ Technical Skills

Feedback where satisfaction levels are 75-90%

- ✓ Performance in Group Discussion
- ✓ Personality Test/Interview

- ✓ Leadership skills and Motivational Levels
- ✓ On overall , How do you rate the students of Government Degree College, Pattikonda
- ✓ **Feedback where satisfaction levels are <75-90%**
- ✓ Communication skills
- ✓ Confidence Levels

EMPLOYERS SUGGESTIONS:

- English speaking ability is poor in students from rural background.
- Confidence levels are average need to hone English speaking ability and boost confidence by individual counseling.
- Separate Spoken English classes/Group Discussions may be conducted and motivational speakers may be invited to boost confidence levels and attitude.

GOVERNMENT DEGREE COLLEGE- PATTIKONDA

Kurnool Dist, Andhra Pradesh

(Affiliated to Rayalaseema University, Kurnool)

2020-21

Feedback is collected from

1. Students 2. Alumni
3. Teachers 4. Employers.


The feedback forms are designed by IQAC, after due permission from the Principal, feedback is collected from stake holders yearly once in February month. The feedback collected is analyzed and submitted to The Principal and Staff Council for necessary action. The feedback, analysis and ATR are placed in college web site.

STUDENTS FEED BACK

I. The following Questionnaire is given to the students during for the academic year 2020-21

1. Overall, educational experience in Govt. Degree College, Pattikonda.
2. Quality of the teaching faculty
3. Mentorship Program is Available in the college
4. Access to teaching faculty
5. Overall Infrastructure of the institution
6. Class and laboratory facilities
7. Library facility
8. Parking facility
9. Toilets & Washroom
10. Common Rooms
11. Training & Placement
12. Sport and recreational facilities



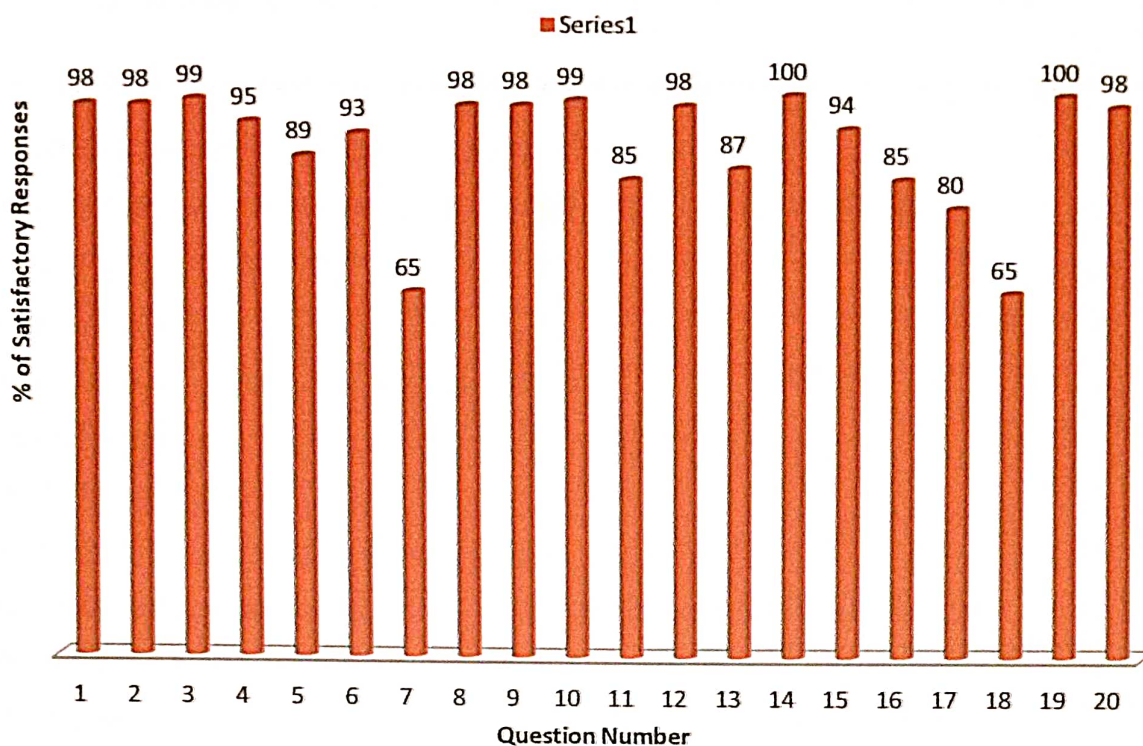

Dr. R. MADHURI, M.Sc., M.Phil., Ph.D.,
PRINCIPAL
Government Degree College
PATTIKONDA., Kurnool Dist., A.P.

13. Clubs and student organizations
14. Campus safety
15. Extracurricular activities
16. Canteen facility
17. Availably of Computers in the Campus
18. Wi-Fi Facility
19. Drinking Water Facility
20. Usage of ICT Classrooms by teachers

I.A .Students Feedback responses are given below for 2020-21

S.N	Question	Agree	Not Agree
1	Overall, educational experience in Govt. Degree College, Pattikonda is good	98%	02%
2	Quality of the teaching faculty is good	98%	02%
3	Mentorship Program is Available in the college	99%	01%
4	Access to teaching faculty is good	95%	05%
5	Overall Infrastructure of the institution is satisfied	89%	11%
6	Class and laboratory facilities is good	93%	7%
7	Library facility is good	65%	35%
8	Parking facility is good	98%	02%
9	Toilets & Washroom is well maintained	98%	02%
10	Common Rooms are clean	99%	01%
11	Training & Placement is good in the campus	85%	15%
12	Sport and recreational facilities	98%	02%
13	Clubs and student organizations	87%	13%
14	Campus safety	100%	00%
15	Extracurricular activities	94%	06%
16	Canteen facility	85%	15%
17	Availably of Computers in the Campus	80%	10%
18	Wi-Fi Facility	65%	35%
19	Drinking Water Facility	100%	00%
20	Usage of ICT Classrooms by teachers	98%	02%

I.B. Student Feed Back Analysis 2020-21



I.C. Analysis of Student Feedback responses

The feedback forms are prepared by IQAC and with the help of senior faculty, the forms are distributed to students in the classes and feed back is collected and analyzed. The Student feedback is collected physically from 300 students and the responses are analyzed. The report is presented to Principal and Staff Council for necessary action and improvements in next academic year.

- 98% of students expressed satisfaction on overall educational experience in Govt. Degree College Pattikonda as good.
- Regarding Teaching Learning Experience: 98% of students expressed satisfaction. The following parameters are given in the questionnaire for which positive feedback response is obtained.
 - ✓ Quality of the teaching faculty is good

- ✓ Mentorship Program is Available in the college
- ✓ Access to teaching faculty is good
- ✓ Usage of ICT Classrooms by teachers

Regarding Infrastructure available in the college the positive feedback responses are shown in parenthesis

- ✓ Common Rooms are clean (89%)
- ✓ Class and laboratory facilities are good (93%)
- ✓ Library facility is good (65%)
- ✓ Parking facility is good (98%)
- ✓ Toilets & Washroom is well maintained (98%)
- ✓ Overall Infrastructure of the institution is satisfied (99%)
- ✓ Wi-Fi Facility (86%)
- ✓ Availability of Computers in the Campus (65%)

Regarding Student Support and progression aspects, the positive responses are as follows

- ✓ Drinking Water Facility (85%)
- ✓ Sport and recreational facilities (98%)
- ✓ Clubs and student organizations (83%)
- ✓ Campus safety (100%)
- ✓ Extracurricular activities (94%)
- ✓ Canteen facility (85%)

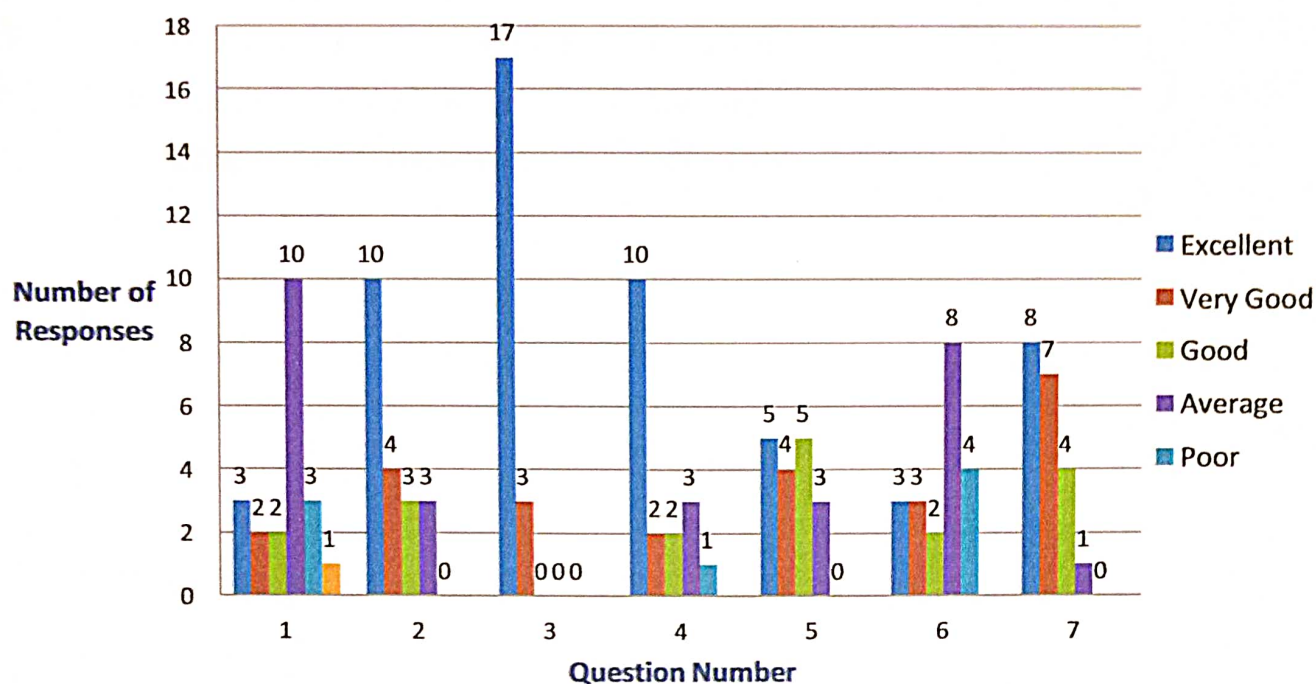
SUGGESTIONS OF THE STUDENTS:

- Some students expressed need for improvement in classroom infrastructure
- Number of books in the Library need to be increased
- Training and placement activities to be improved
- Student clubs to be established and made to participate actively
- College canteen to be improved
- Number of computers availability to be increased
- Wifi not available in some areas of the college

II.A. Alumni Feedback responses are given below for 2020-21

Q. No	Feedback Question	Excellent	Very Good	Good	Average	Poor
1	How do you rate the courses that you have learnt in the college in relation to your current job / occupation?	3	2	2	10	3
2	Infrastructure and Lab facilities	10	4	3	3	0
3	Faculty	17	3	0	0	0
4	Library	10	2	2	3	1
5	Office Staff	5	4	5	3	0
6	Educational Resources:	3	3	2	8	4
7	Overall Rating of the College :	8	7	4	1	0

II.B. Alumni feedback analysis 2020-21



II.C. Analysis of Alumni Feedback Responses

The feedback forms are prepared by IQAC and with the help of Alumni Committee, the forms are distributed to Alumni in Alumni meetings and feed back is collected and analyzed. The Alumni feedback is collected from 20 Alumnus as sample survey and the responses are analyzed. The report is presented to Principal and Staff Council for necessary action.

- ✓ How do you rate the courses that you have learnt in the college in relation to your current job / occupation : 50% expressed as average and 15% as poor
- ✓ Infrastructure and Lab facilities : 85% expressed as Excellent -Good
- ✓ Faculty : 100% expressed as Excellent or very good
- ✓ Library : 70% expressed positively
- ✓ Office Staff : 70% expressed positively
- ✓ Educational Resources: 40% expressed average and 20% as poor
- ✓ Overall Rating of the College : 85% expressed satisfaction

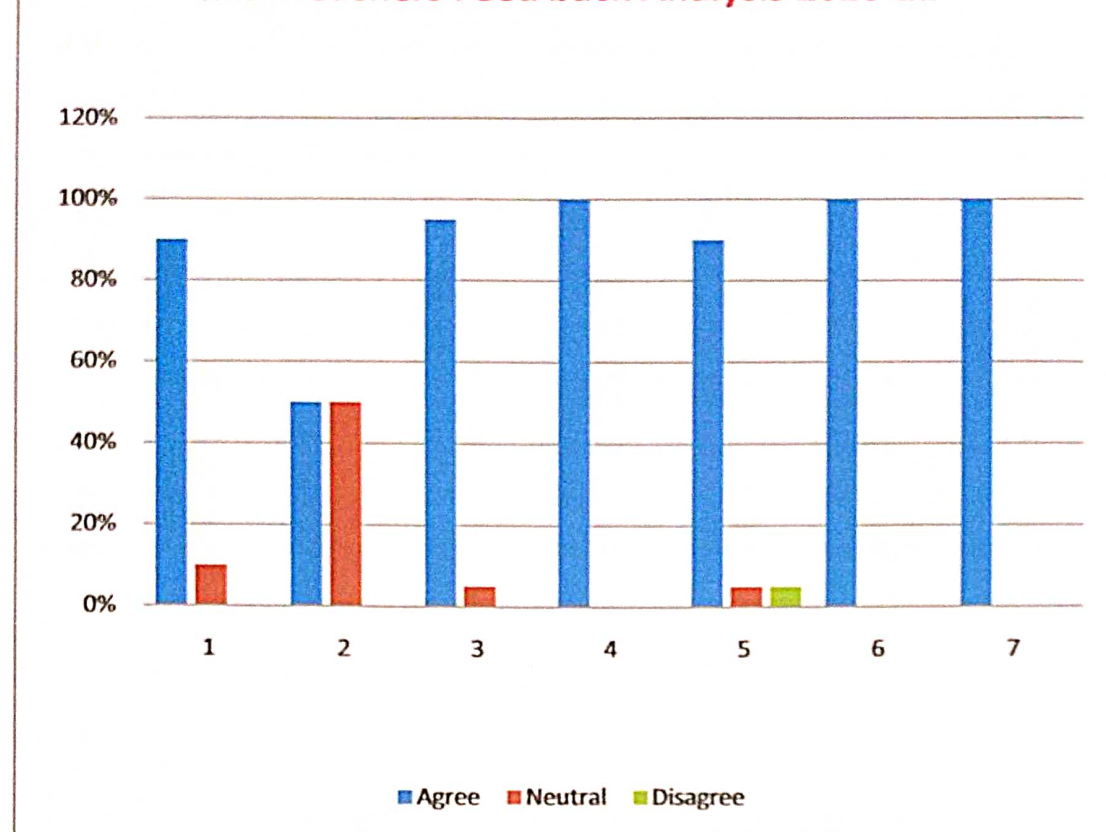
SUGGESTIONS OF THE ALUMNI

- Introduction of market based courses
- Improvement in ICT usage by staff and students
- Computer training to Non computers Students
- Infrastructure in Classrooms augmentation with e class rooms

III.A. Teachers Feedback responses are given below for 2020-21

Q.No	Feedback Question	Agree	Neutral	Disagree
1	Current syllabus is need based	18	2	0
2	Curriculum having current content	10	10	0
3	Programmes outcomes of the syllabi is well defined	19	1	0
4	Curriculum having good academic flexibility	20	0	0
5	It is comfortable to adopt new pedagogical teaching techniques in the stipulated time period as planned for curriculum transaction.	18	1	1
6	The College facilitates ICT based teaching	20	0	0
7	Internal Assessment is beneficial and enhances learning levels of students	20	0	0

III.B. Teachers Feed back Analysis 2020-21



III.C. Analysis of Teachers Feedback Responses

The feedback forms are prepared by IQAC and the feedback forms are distributed to Staff and feedback is collected and analyzed. The Teachers feedback is collected from 20 Staff members as sample survey and the responses are analyzed. The report is presented to Principal for necessary action.

Except in three aspects of the feedback, teachers expressed satisfaction or consent to the present system to the extent of almost 90% -100%. The issues in which teachers had varied opinions are as follows:

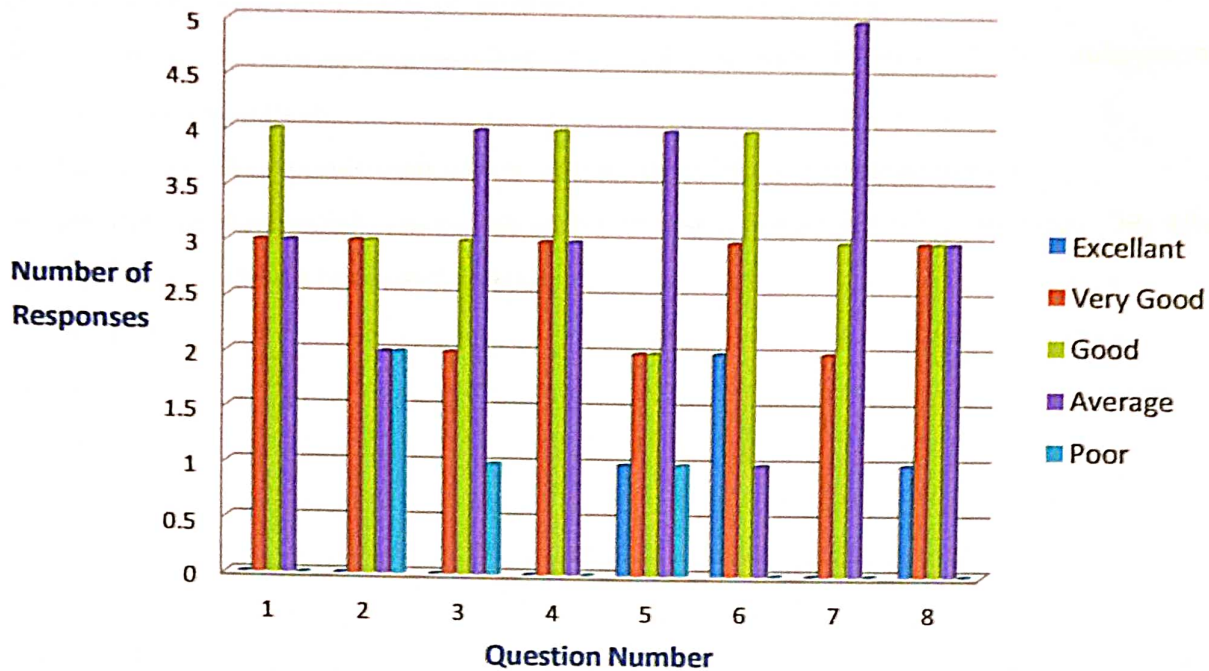
- ✓ It is comfortable to adopt new pedagogical teaching techniques in the stipulated time period as planned for curriculum transaction: 10% of teachers expressed difficulty to new changing CBCS syllabus and pedagogical methods.
- ✓ Current syllabus is need based: 10% are neutral in opinion.
- ✓ Curriculum having current content: 5% are neutral and 5% disagreed in this aspect.

TEACHERS SUGGESTION: MS Office Training to Staff to acclimatize them in ICT skills

IV.A. Employers Feedback responses are given below for 2020-21

Q.No	Feedback Question	Excellent	Very Good	Good	Average	Poor
1	Subject Knowledge	0	3	4	3	0
2	Personality Test/Interview	0	3	3	2	2
3	Confidence and Attitude Levels	0	2	3	4	1
4	Performance in Group Discussion	0	3	4	3	0
5	Communication Skills	1	2	2	4	1
6	Technical Skills (MS office etc)	2	3	4	1	0
7	Leadership skills and Motivational Levels	0	2	3	5	0
8	On overall , How do you rate the students of Government Degree College, Pattikonda	1	2	3	4	0

IV.B. Employers Feedback Analysis 2020-21



IV.C. Analysis of Employers Feedback Responses

- ✓ Subject Knowledge : 70% expressed satisfaction and 30% average rating is obtained
- ✓ Personality Test/Interview : 60% satisfactory and 20% expressed as poor
- ✓ Confidence and Attitude Levels : Satisfactory levels are 50% and average rating by 40% remaining is poor
- ✓ Technical Skills (MS office etc) : 70% satisfactory and 30% average
- ✓ Communication Skills : 50% satisfactory , 40% average and 10% poor
- ✓ Performance in Group Discussion : 50% satisfactory , 40% average and 10% poor
- ✓ Leadership skills and Motivational Levels : satisfactory 50% and Average 50%
- ✓ On overall, How do you rate the students of Government Degree College, Pattikonda : 60% satisfactory and 40% average .

EMPLOYERS SUGGESTIONS:

- English speaking ability is poor in students from rural background.
- Confidence levels are average need to hone English speaking ability and boost confidence by individual counseling.
- Computers Classes on MS office to be conducted to Non Computers students.
- Separate Spoken English classes may be conducted and motivational speakers may be invited to boost confidence levels and attitude.

GOVERNMENT DEGREE COLLEGE- PATTIKONDA

Kurnool Dist, Andhra Pradesh

(Affiliated to Rayalaseema University, Kurnool)

2019-20

Feedback is collected from

1. Students
2. Alumni
3. Teachers
4. Employers

The feedback forms are designed by IQAC, after due permission from the Principal, feedback is collected from stake holders yearly once in February month. The feedback collected is analyzed and submitted to The Principal and Staff Council for necessary action. The feedback, analysis and ATR are placed in college web site.



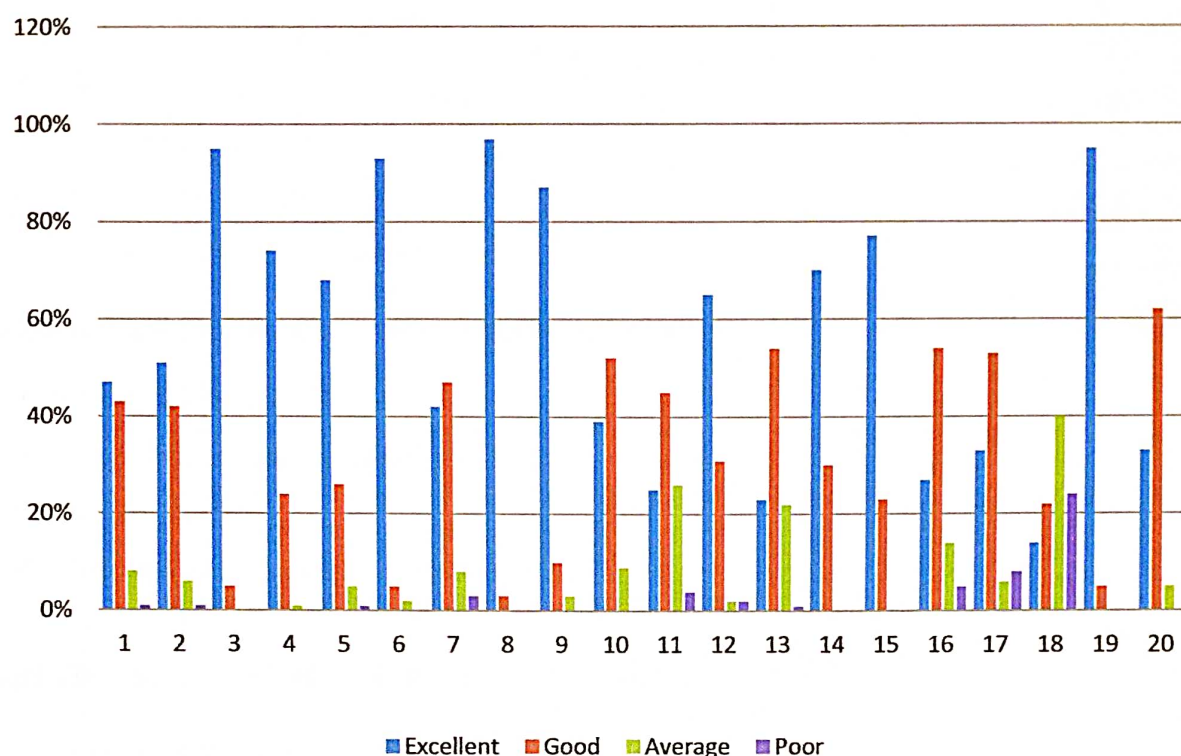
Dr. R. MADHURI, M.Sc., M.Phil., Ph.D.
PRINCIPAL
Government Degree College
PATTIKONDA., Kurnool Dist., A.P.

STUDENTS FEED BACK

I A. The following Questionnaire is given to the students during for the academic year 2019-20

S.N	Parameter	Excellent (%)		Good (%)		Average (%)		Poor (%)	
1	Overall, educational experience in Govt. Degree College, Pattikonda	94	47%	86	43%	16	8%	2	1%
2	Quality of the teaching faculty	102	51%	84	42%	12	6%	2	1%
3	Mentorship Program	190	95%	10	5%	0	0%	0	0%
4	Access to teaching faculty is good	148	74%	68	24%	2	1%	0	0%
5	Overall Infrastructure of the institution	136	68%	52	26%	15	5%	2	1%
6	Class and laboratory facilities	186	93%	10	5%	4	2%	0	0%
7	Library facility	84	42%	94	47%	16	8%	6	3%
8	Parking facility	194	97%	6	3%	0	0%	0	0%
9	Toilets & Washrooms	174	87%	20	10%	6	3%	0	0%
10	Common Rooms	78	39%	104	52%	18	9%	0	0%
11	Training & Placement	50	25%	90	45%	52	26%	8	4%
12	Sport and recreational facilities	130	65%	62	31%	4	2%	4	2%
13	Clubs and student organizations	46	23%	108	54%	44	22%	2	1%
14	Campus safety	140	70%	60	30%	0	0%	0	0%
15	Extracurricular activities	154	77%	46	23%	0	0%	0	0%
16	Canteen facility	54	27%	108	54%	28	14%	10	5%
17	Availably of Computers in the Campus	66	33%	106	53%	12	6%	16	8%
18	Wi-Fi Facility	28	14%	44	22%	80	40%	48	24%
19	Drinking Water Facility	190	95%	10	5%	0	0%	0	0%
20	Usage of ICT Classrooms by teachers	66	33%	124	62%	10	5%	0	0%

I.B. Analysis of Student Feedback



I.C. Analysis of Student Feedback responses

The feedback forms are prepared by IQAC and with the help of senior faculty, the forms are distributed to students in the classes and feed back is collected and analyzed The Student feedback is collected from 200 students and the responses are analyzed. The report is presented to Principal and Staff Council for necessary action and improvements in next academic year.

Feedback where more than 90% students expressed satisfaction:

- ✓ Quality of the teaching faculty
- ✓ Mentorship Program
- ✓ Access to teaching faculty is good
- ✓ Overall Infrastructure of the institution
- ✓ Class and laboratory facilities
- ✓ Parking facility

- ✓ Common Rooms
- ✓ Toilets & Washrooms
- ✓ Sport and recreational facilities
- ✓ Campus safety
- ✓ Extracurricular activities
- ✓ Drinking Water Facility
- ✓ Usage of ICT Classrooms by teachers

Feedback where satisfaction levels are between 75-90%

- ✓ Library facility
- ✓ Clubs and student organizations
- ✓ Canteen facility
- ✓ Availability of Computers in the Campus

Feedback where satisfaction levels are less than 75% :

- ✓ Training & Placement (70%)
- ✓ Wi-Fi Facility (35%)
- ✓ Clubs and Student Organisations (78%)
- ✓ Canteen Facilities (84%)

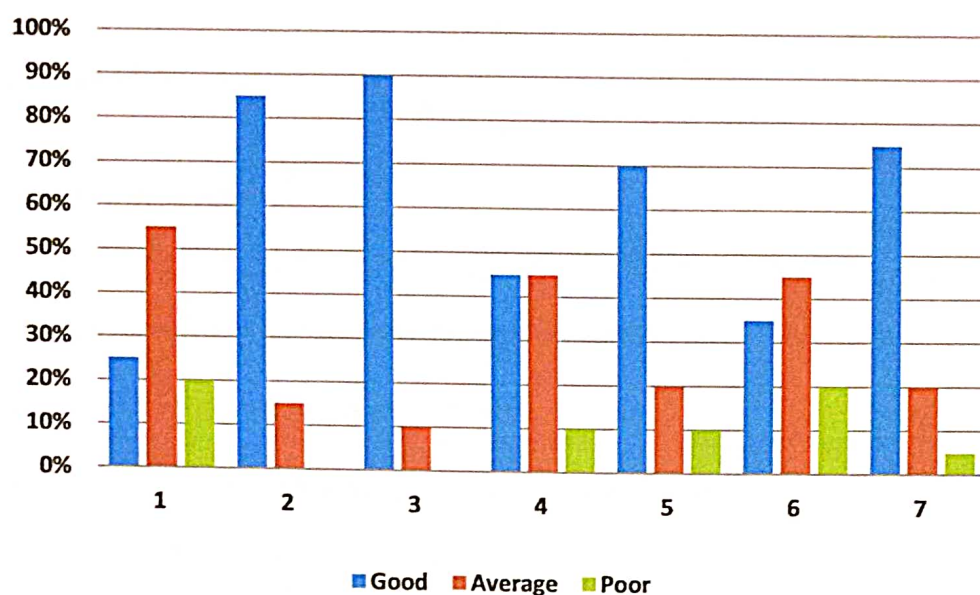
SUGGESTIONS OF THE STUDENTS:

- Training and placement activities to be improved
- Wi-fi not available in many areas of the college
- PG Entrance Coaching needed in the college
- Coaching to Civil Services, Group-1&2 , Defence and Police to be conducted in the college
- Quality of Canteen facilities to be improved
- Student Organisations to be allowed in the institution
- Number of computers availability to be increased

II.A. Alumni Feedback responses are given below for 2019-20

Q.No	Feedback Question	Good	Average	Poor
1	How do you rate the courses that you have learnt in the college in relation to your current job / occupation?	5(25%)	11(55%)	4(20%)
2	Infrastructure and Lab facilities	17(85%)	3(15%)	0
3	Faculty	18(90%)	2(10%)	0
4	Library	9(45%)	9(45%)	2(10%)
5	Office Staff	14(70%)	4(20%)	2(10%)
6	Educational Resources:	7(35%)	9(45%)	4(20%)
7	Overall Rating of the College :	15(75%)	4(20%)	1(5%)

II.B.Alumni Feedback Analysis for 2019-20



II.C. Analysis of Alumni Feedback Responses

The feedback forms are prepared by IQAC and with the help of Alumni Committee, the forms are distributed to Alumni in Alumni meetings and feed back is collected and analyzed. The Alumni feedback is collected from 20 Alumnus as sample survey and the responses are analyzed. The report is presented to Principal and Staff Council for necessary action.

Feedback where satisfaction levels are more than 80%

- ✓ Overall Rating of the College :
- ✓ Faculty
- ✓ Infrastructure and Lab Facilities

Feedback where satisfaction levels are between 70-80%

- ✓ Office Staff

Feedback where satisfaction levels are less than 70%

- ✓ How do you rate the courses that you have learnt in the college in relation to your current job / occupation?
- ✓ Library
- ✓ Educational Resources:

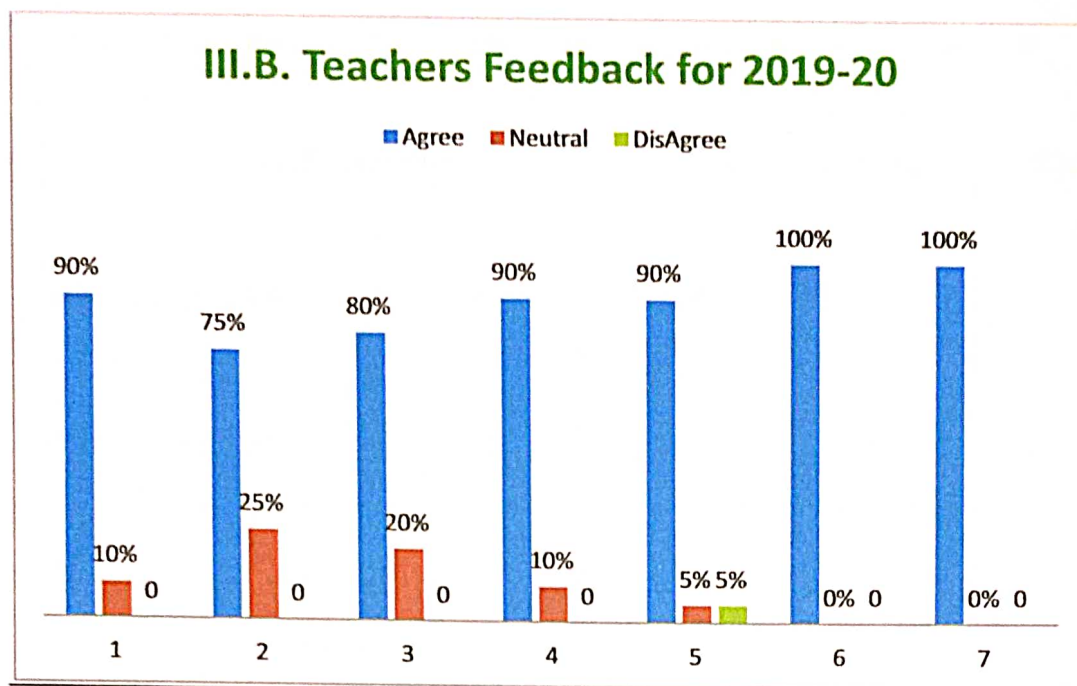
SUGGESTIONS OF THE ALUMNI

- Introduction of market based courses/Field based courses
- Improvement in ICT usage by staff and students
- Computer training to Non computers Students
- New Library books and journals to be made available

III.A. Teachers Feedback responses are given below for 2019-20

Q.Nos	Feedback Question	Agree	Neutral	Disagree
1	Current syllabus is need based	18	2	0
2	Curriculum having current content	15	5	0
3	Programmes outcomes of the syllabi is well defined	16	4	0
4	Curriculum having good academic flexibility	18	2	0
5	It is comfortable to adopt new pedagogical teaching techniques in the stipulated time period as planned for curriculum transaction.	18	1	1
6	The College facilitates ICT based teaching	20	0	0
7	Internal Assessment is beneficial and enhances learning levels of students	20	0	0

III.B. Teachers Feedback for 2019-20



III.C. Analysis of Teachers Feedback Responses

The feedback forms are prepared by IQAC and the feedback forms are distributed to Staff and feedback is collected and analyzed. The Teachers feedback is collected from 20 Staff members as sample survey and the responses are analyzed. The report is presented to Principal for necessary action.

Except in three aspects of the feedback, teachers expressed satisfaction or consent to the present system to the extent of almost 90% -100%. The issues in which teachers had varied opinions are as follows:

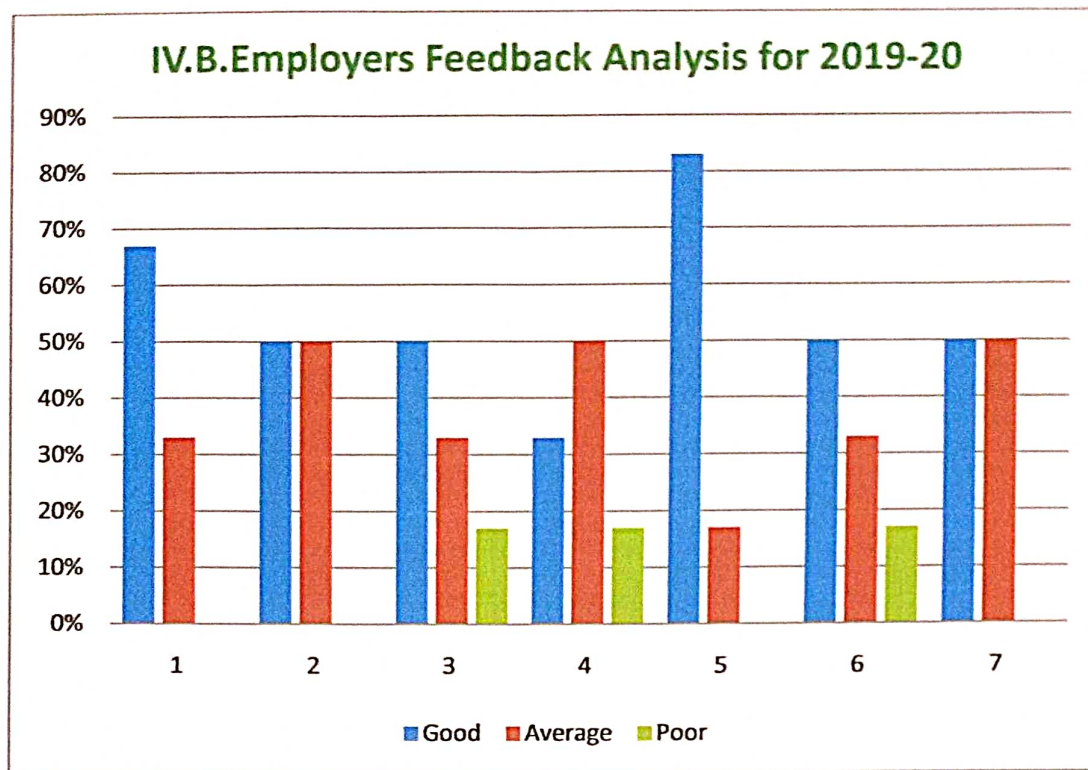
- ✓ It is comfortable to adopt new pedagogical teaching techniques in the stipulated time period as planned for curriculum transaction: 5% of teachers expressed difficulty to new changing CBCS syllabus and pedagogical methods.

TEACHERS SUGGESTION:

- MS Office Training to teaching and Non teaching Staff to acclimatize them in ICT skills

IV.A. Employers Feedback responses are given below for 2019-20

Q.N.	Feedback Question	Good	Average	Poor
1	Subject Knowledge	4	2	0
2	Personality Test/Interview	3	3	0
3	Confidence and Attitude Levels	3	2	1
4	Performance in Group Discussion	2	3	1
5	Communication Skills	2	3	1
6	Technical Skills (MS office etc)	5	1	0
7	Leadership skills and Motivational Levels	3	2	1
8	On overall , How do you rate the students of Government Degree College, Pattikonda	3	3	0



IV.C. Analysis of Employers Feedback Responses

Feedback where satisfaction levels are more than 75%

- ✓ Subject Knowledge
- ✓ Technical Skills

Feedback where satisfaction levels are $\leq 50\%$

- ✓ Communication Skills
- ✓ Confidence and Attitude Levels
- ✓ Performance in Group Discussion
- ✓ Personality Test/Interview
- ✓ Leadership skills and Motivational Levels
- ✓ On overall , How do you rate the students of Government Degree College, Pattikonda

EMPLOYERS SUGGESTIONS:

- English speaking ability is poor in students from rural background.
- Confidence levels are average need to hone English speaking ability and boost confidence by individual counseling.
- Separate Spoken English classes/Group Discussions may be conducted and motivational speakers may be invited to boost confidence levels and attitude.

GOVERNMENT DEGREE COLLEGE- PATTIKONDA

Kurnool Dist, Andhra Pradesh

(Affiliated to Rayalaseema University, Kurnool)

2018-19


Feedback is collected from 1. Students, 2.Alumni, 3. Teachers, 4. Employers. The feedback forms are designed by IQAC, after due permission from the Principal, feedback is collected from stake holders yearly once in February month. The feedback collected is analyzed and submitted to The Principal and Staff Council for necessary action. The feedback, analysis and ATR are placed in college web site.

STUDENTS FEED BACK

I. A. The following Questionnaire is given to the students during for the academic year 2018-19

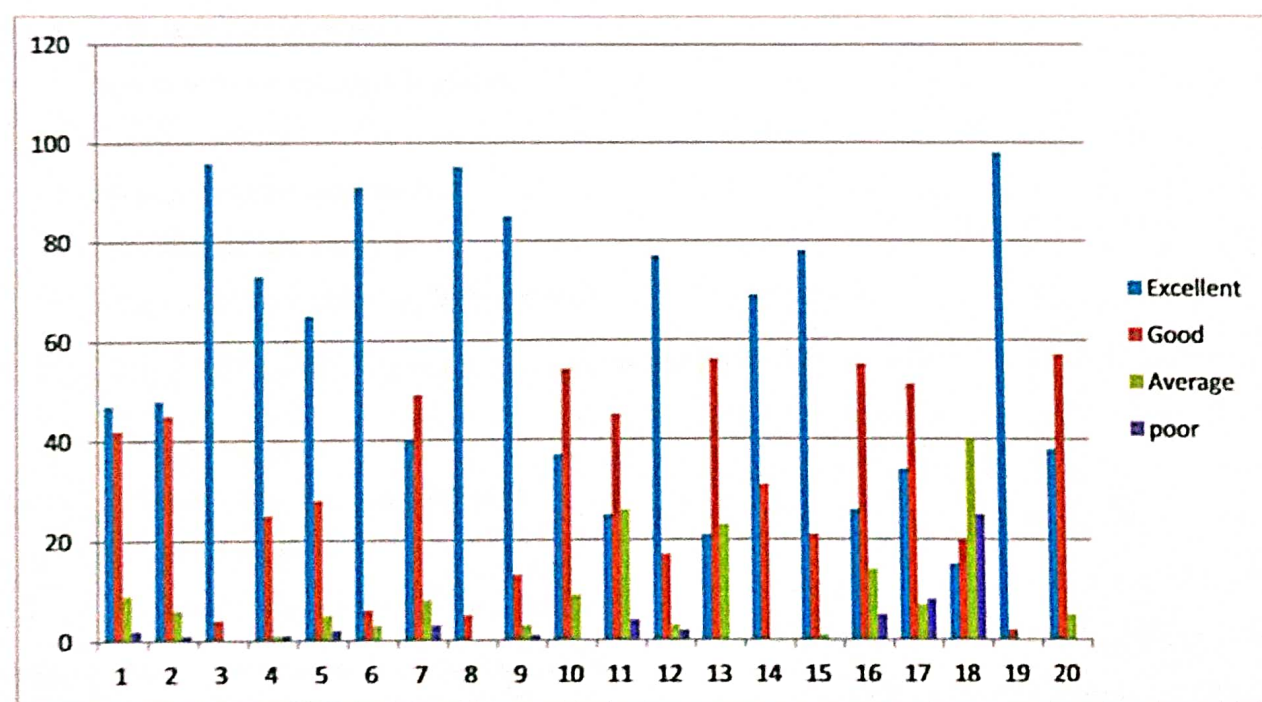
S.N	Parameter	Excellent (%)		Good (%)		Average (%)		Poor (%)	
1	Overall, educational experience in Govt. Degree College, Pattikonda	150	47%	167	42%	34	9%	6	2%
2	Quality of the teaching faculty	192	48%	179	45%	24	6%	5	1%
3	Mentorship Program	382	96%	14	4%	0	0%	0	0%
4	Access to teaching faculty is good	292	73%	101	25%	5	1%	2	1%
5	Overall Infrastructure of the institution	259	65%	110	28%	21	5%	6	2%
6	Class and laboratory facilities	364	91%	22	6%	10	3%	0	0%
7	Library facility	161	40%	195	49%	32	8%	12	3%
8	Parking facility	378	95%	18	5%	0	0%	0	0%
9	Toilets & Washrooms	338	85%	51	13%	11	3%	2	1%
10	Common Rooms	148	37%	215	54%	37	9%	0	0%




Dr. R. MADHURI, M.Sc., M.Phil., Ph.D.,
PRINCIPAL
Government Degree College
PATTIKONDA., Kurnool Dist., A.P.

11	Training & Placement	98	25%	178	45%	104	26%	16	4%
12	Sport and recreational facilities	308	77%	69	17%	11	3%	8	2%
13	Clubs and student organizations	84	21%	225	56%	90	23%	1	0%
14	Campus safety	274	69%	122	31%	0	0%	0	0%
15	Extracurricular activities	311	78%	82	21%	2	1%	0	0%
16	Canteen facility	105	26%	218	55%	57	14%	18	5%
17	Availably of Computers in the Campus	136	34%	205	51%	26	7%	32	8%
18	Wi-Fi Facility	58	15%	79	20%	161	40%	98	25%
19	Drinking Water Facility	392	98%	8	2%	0	0%	0	0%
20	Usage of ICT Classrooms by teachers	150	38%	226	57%	18	5%	0	0%

Analysis of Student Feedback



I.C. Analysis of Student Feedback responses

The feedback forms are prepared by IQAC and with the help of senior faculty, the forms are distributed to students in the classes and feed back is collected and analyzed. The Student feedback is collected from 300 students and the responses are analyzed. The report is presented to Principal and Staff Council for necessary action and improvements in next academic year.

Feedback where more than 90% students expressed satisfaction:

- ✓ Quality of the teaching
- ✓ faculty Mentorship Program
- ✓ Access to teaching faculty is good
- ✓ Overall Infrastructure of the institution
- ✓ Class and laboratory facilities
- ✓ Parking facility
- ✓ Common Rooms
- ✓ Toilets & Washrooms
- ✓ Sport and recreational facilities
- ✓ Campus safety
- ✓ Extracurricular activities
- ✓ Drinking Water Facility
- ✓ Usage of ICT Classrooms by teachers.

Feedback where satisfaction levels are between 75-90%

- ✓ Library facility
- ✓ Clubs and student organizations
- ✓ Canteen facility
- ✓ Availably of Computers in the Campus

Feedback where satisfaction levels are less than 75% :

- ✓ Training & Placement (70%)
- ✓ Wi-Fi Facility (35%)

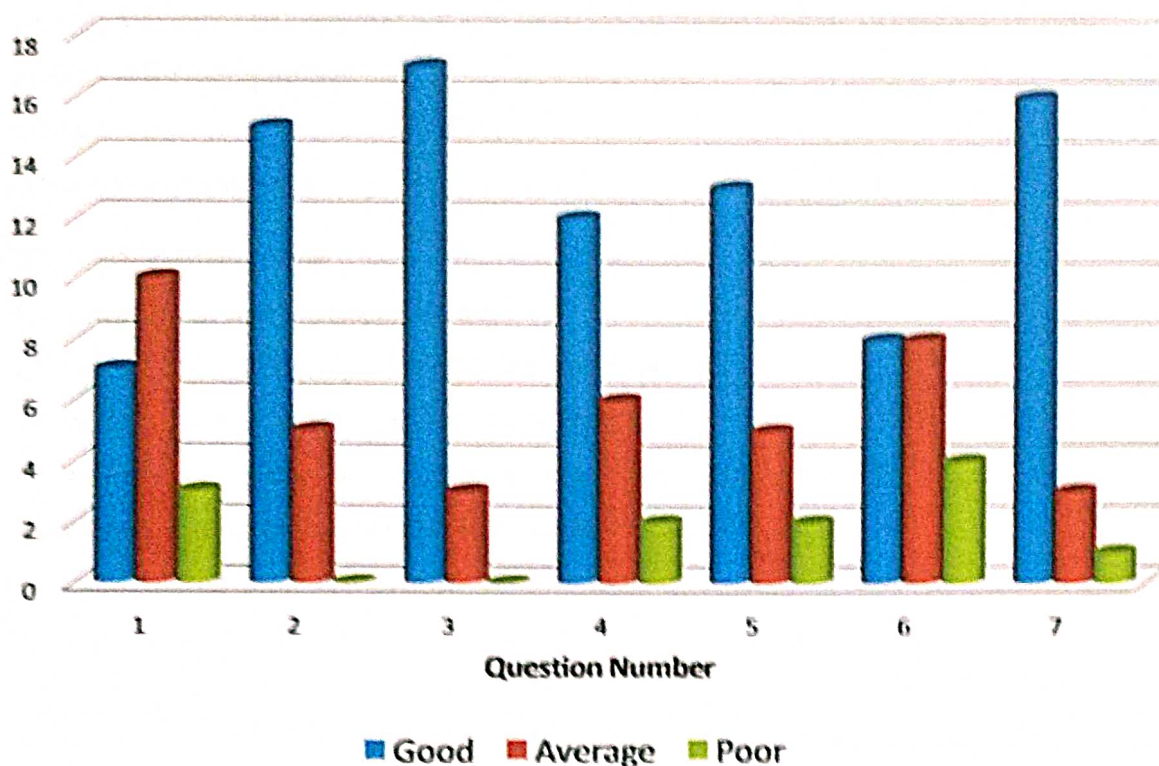
SUGGESTIONS OF THE STUDENTS :

- ✓ Training and placement activities to be improved
- ✓ Number of computers availability to be increased
- ✓ Wi-fi not available in many areas of the college
- ✓ PG Entrance Coaching needed in the college
- ✓ Coaching to Civil Services, Group-1&2 , Defence and Police to conducted in the college.

II.A. Alumni Feedback responses are given below for 2018-19

Q.No	Feedback Question	Good	Average	Poor
1	How do you rate the courses that you have learnt in the college in relation to your current job / occupation?	7(35%)	10(50%)	3(15%)
2	Infrastructure and Lab facilities	15(75%)	5(25%)	0
3	Faculty	17(85%)	3(15%)	0
4	Library	12(60%)	6(30%)	2(10%)
5	Office Staff	13(65%)	5(25%)	2(10%)
6	Educational Resources:	8(40%)	8(40%)	4(20%)
7	Overall Rating of the College :	16(80%)	3(15%)	1(5%)

II.B. Alumni Feedback Analysis 2018-19



II.C. Analysis of Alumni Feedback Responses

The feedback forms are prepared by IQAC and with the help of Alumni Committee, the forms are distributed to Alumni in Alumni meetings and feed back is collected and analyzed . The Alumni feedback is collected from 20 Alumnus as sample survey and the responses are analyzed. The report is presented to Principal and Staff Council for necessary action.

Feedback where satisfaction levels are more than 80%

- ✓ Overall Rating of the College :
- ✓ Faculty

Feedback where satisfaction levels are between 70-80%

- ✓ Office Staff
- ✓ Infrastructure and Lab facilities

Feedback where satisfaction levels are less than 70%

- ✓ How do you rate the courses that you have learnt in the college in relation to your current job / occupation?
- ✓ Library
- ✓ Educational Resources:

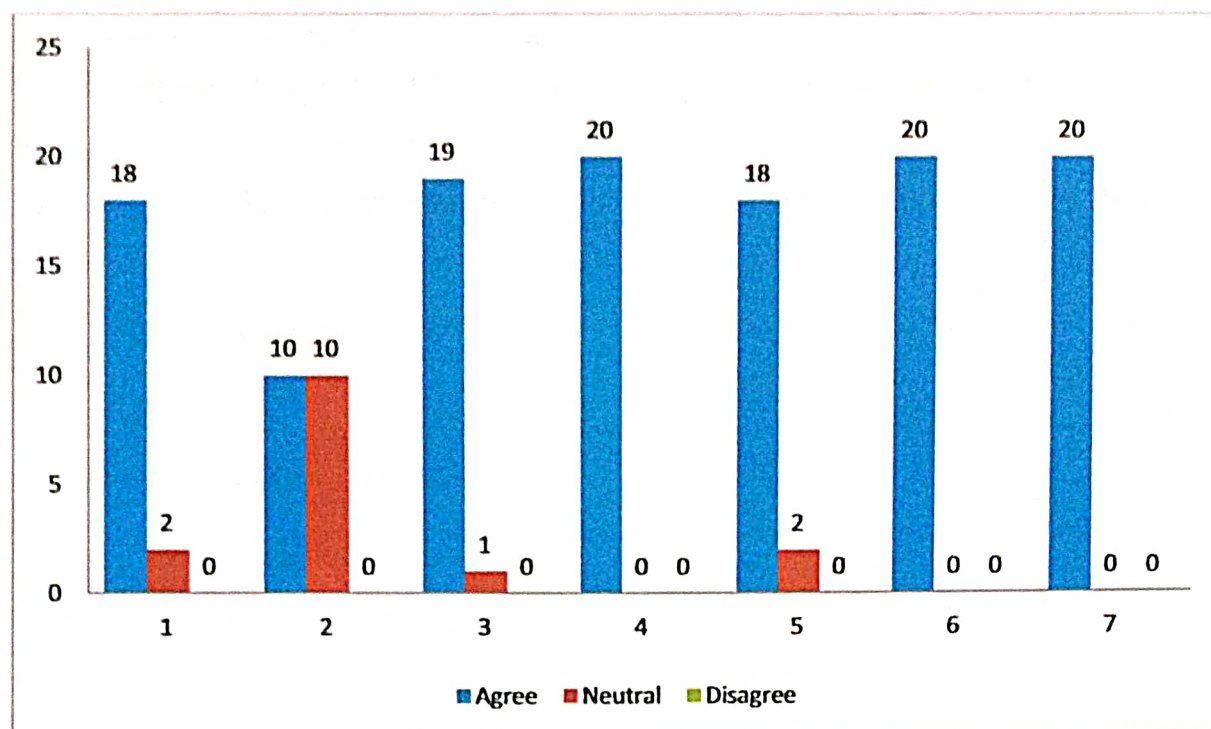
SUGGESTIONS OF THE ALUMNI

- Introduction of market based courses
- Improvement in ICT usage by staff and students
- Computer training to Non computers Students
- Infrastructure in Classrooms augmentation with e class rooms
- New Library books and journals to be made available

III.A. Teachers Feedback responses are given below for 2018-19

Q.No	Feedback Question	Agree	Neutral	Disagree
1	Current syllabus is need based	18	2	0
2	Curriculum having current content	10	10	0
3	Programmes outcomes of the syllabi is well defined	19	1	0
4	Curriculum having good academic flexibility	20	0	0
5	It is comfortable to adopt new pedagogical teaching techniques in the stipulated time period as planned for curriculum transaction.	18	2	0
6	The College facilitates ICT based teaching	20	0	0
7	Internal Assessment is beneficial and enhances learning levels of students	20	0	0

III.B. Teachers Feedback Analysis 2018-19



III.C. Analysis of Teachers Feedback Responses

The feedback forms are prepared by IQAC and the feedback forms are distributed to Staff and feedback is collected and analyzed. The Teachers feedback is collected from 20 Staff members as sample survey and the responses are analyzed. The report is presented to Principal for necessary action.

Except in three aspects of the feedback, teachers expressed satisfaction or consent to the present system to the extent of almost 90% -100% . The issues in which teachers had varied opinions are as follows:

- ✓ It is comfortable to adopt new pedagogical teaching techniques in the stipulated time period as planned for curriculum transaction: 10% of teachers expressed difficulty to new changing CBCS syllabus and pedagogical methods.
- ✓ Current syllabus is need based: 10% are neutral in opinion.
- ✓ Curriculum having current content: 5% are neutral and 5% disagreed in this aspect.

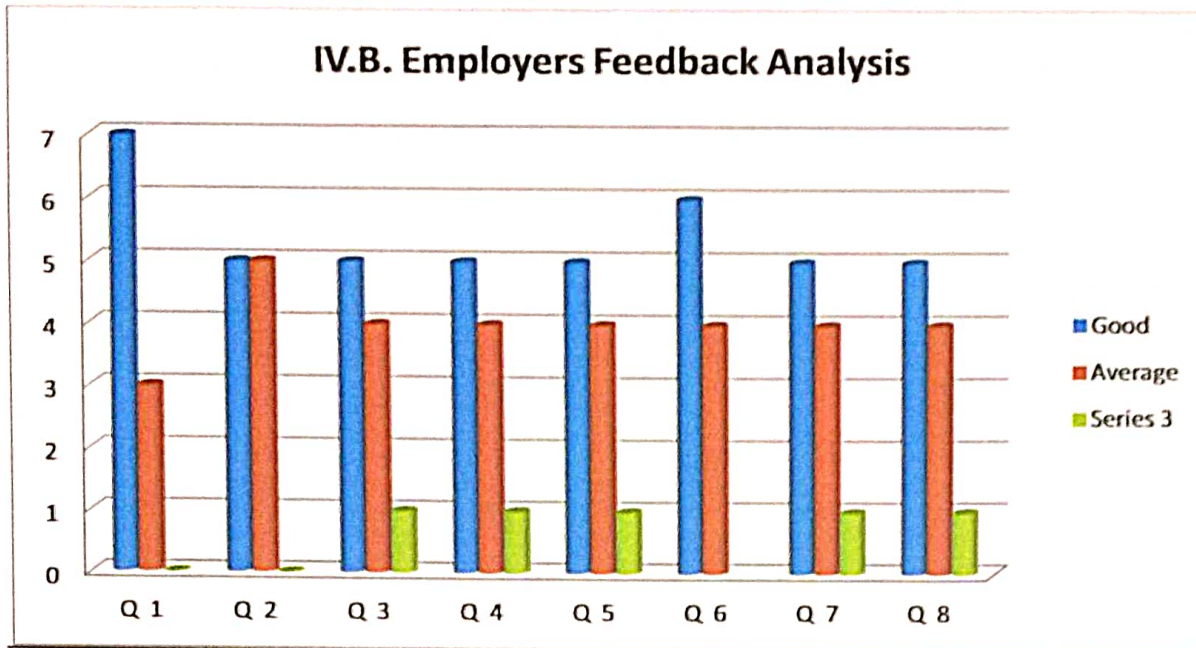
TEACHERS SUGGESTION:

- MS Office Training to teaching and Non teaching Staff to acclimatize them in ICT skills
- Internet facility to All departments.

IV.A. Employers Feedback responses are given below for 2018-19

Q.N.	Feedback Question	Good	Average	Poor
1	Subject Knowledge	7	3	0
2	Personality Test/Interview	5	5	0
3	Confidence and Attitude Levels	5	4	1
4	Performance in Group Discussion	5	4	1
5	Communication Skills	5	4	1
6	Technical Skills (MS office etc)	6	4	0
7	Leadership skills and Motivational Levels	5	4	1
8	On overall , How do you rate the students of S.K.P. Government College	5	4	1

IV.B. Employers Feedback Analysis



IV.C. Analysis of Employers Feedback Responses

Feedback where satisfaction levels are more than 75%

-Nil-

Feedback where satisfaction levels are between 50-75%

- ✓ Subject Knowledge
- ✓ Technical Skills (MS office etc)

Feedback where satisfaction levels are equal to 50%

- ✓ Communication Skills
- ✓ Confidence and Attitude Levels
- ✓ Performance in Group Discussion
- ✓ Personality Test/Interview
- ✓ Leadership skills and Motivational Levels
- ✓ On overall , How do you rate the students of S.K.P. Government College

EMPLOYERS SUGGESTIONS:

- English speaking ability is poor in students from rural background.
- Confidence levels are average need to improve English speaking ability and boost confidence by individual counseling.
- Separate Spoken English classes may be conducted and motivational speakers may be invited to boost confidence levels and attitude.